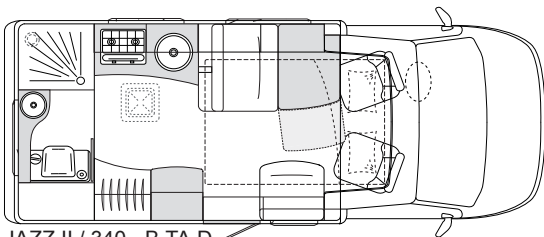
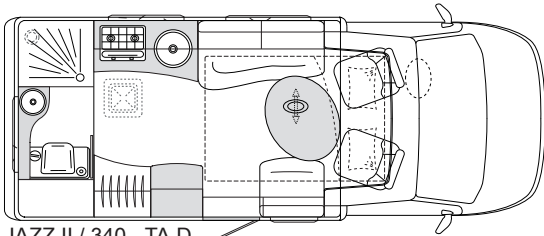


## Cellule JAZZ II

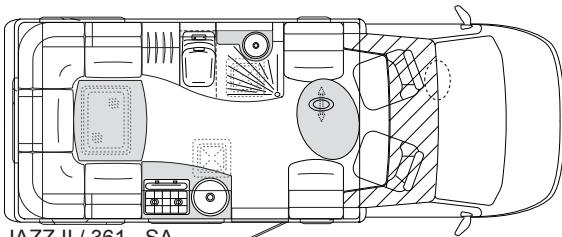
Ces plans sont des suggestions.  
 Nous sommes à votre écoute pour vous aider  
 à élaborer le camping-car de vos rêves.



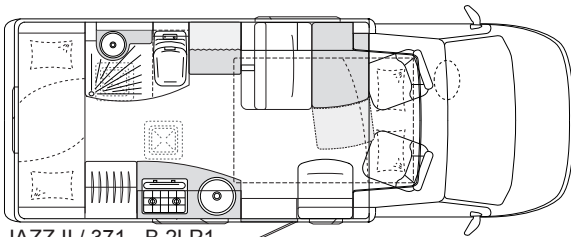
JAZZ II / 340 - B.TA.D.



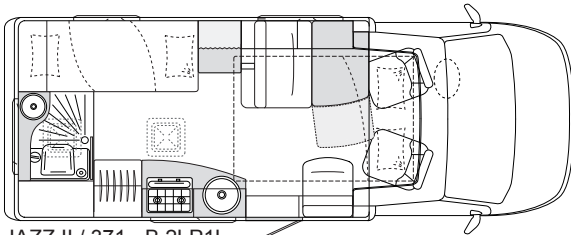
JAZZ II / 340 - TA.D.



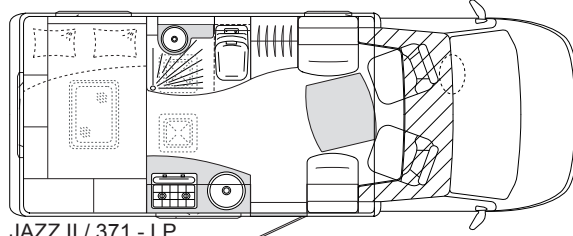
JAZZ II / 361 - SA



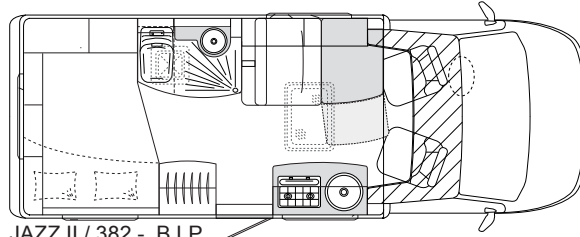
JAZZ II / 371 - B.2LP1



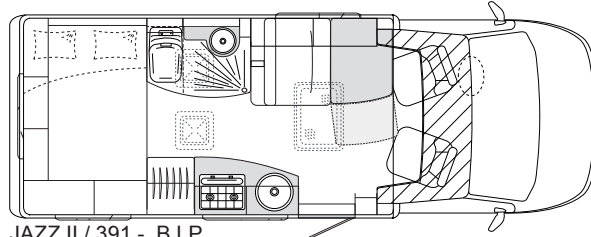
JAZZ II / 371 - B.2LP1L



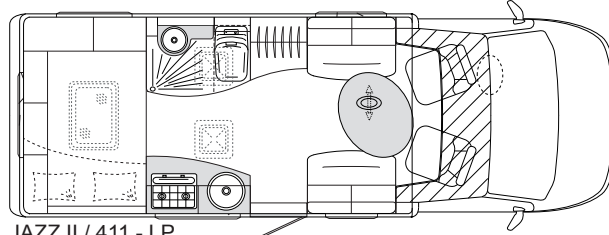
JAZZ II / 371 - LP



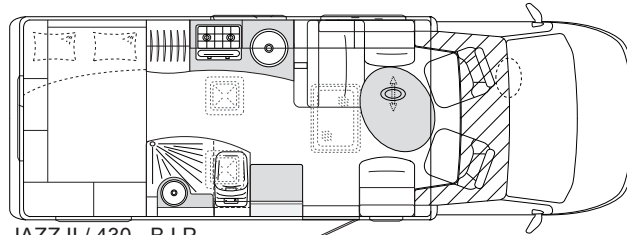
JAZZ II / 382 - B.LP



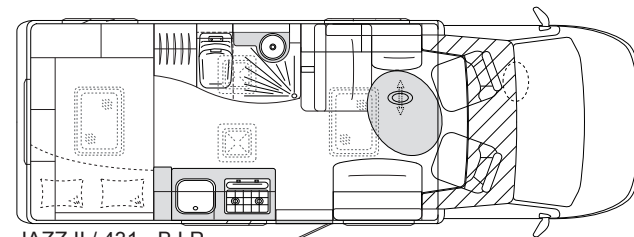
JAZZ II / 391 - B.LP




JAZZ II / 411 - LP



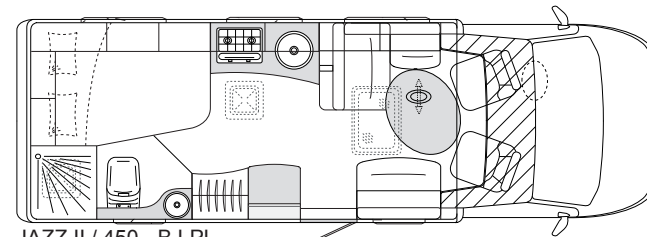
JAZZ II / 430 - B.LP



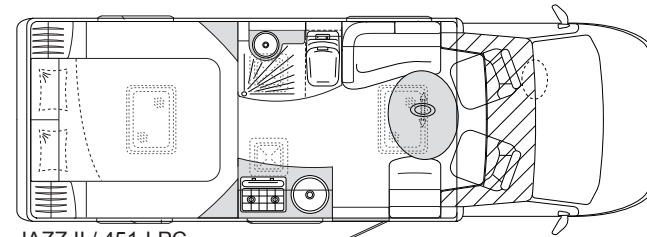
JAZZ II / 431 - B.LP



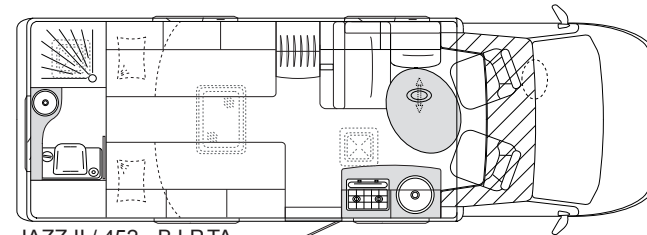
JAZZ II / 440 - LP



JAZZ II / 450 - B.LPL



JAZZ II / 451-LPC



JAZZ II / 452 - B.LP.TA

Pour calculer la longueur totale de votre véhicule, vous devez ajouter  
 à la longueur de la cellule : 2,40 m pour le Renault Master  
 2,30 m pour le Fiat PSA  
 2,60 m pour le Mercedes Sprinter  
 largeur véhicule : 2,15 m - Hauteur véhicule : 2,85 m

**Brisebras**

Créateur d'espaces intérieurs

RN 7 - ZAC les Oddins 42640 SAINT GERMAIN LESPINASSE

Tél 04 77 66 45 15 - Fax 04 77 66 45 19 - [contact@brisebrasagencement.com](mailto:contact@brisebrasagencement.com)