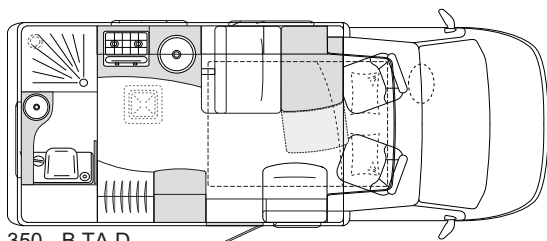
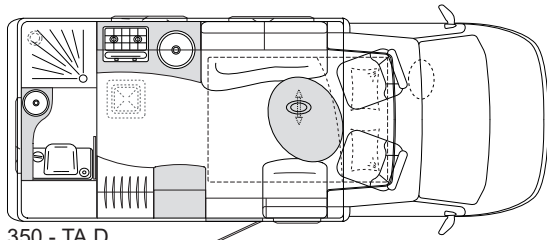


# Cellule *IMAGINE* Cellule *X-ROK*

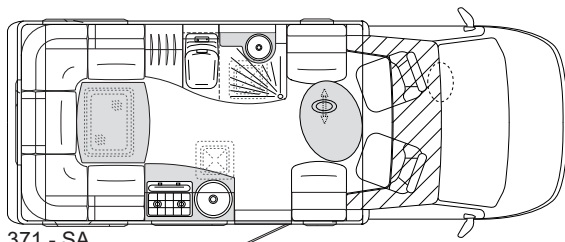
Ces plans sont des suggestions.  
Nous sommes à votre écoute pour vous aider  
à élaborer le camping-car de vos rêves.



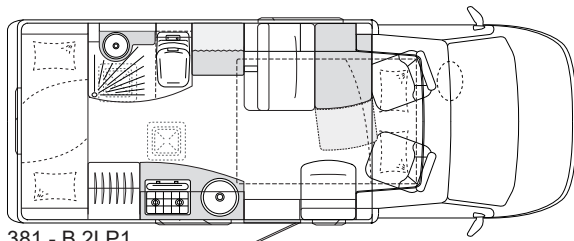
350 - B.TA.D



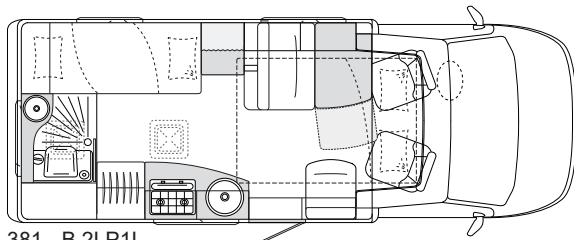
350 - TA.D



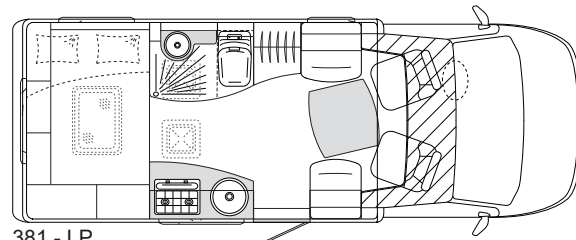
371 - SA



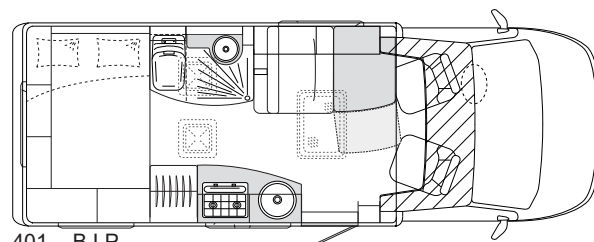
381 - B.2LP1



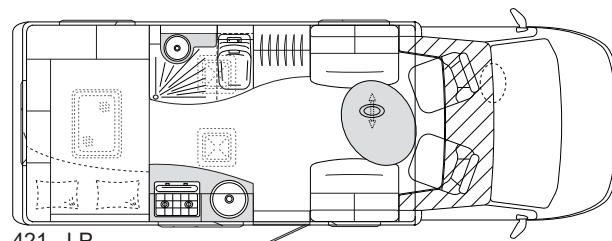
381 - B.2LP1L



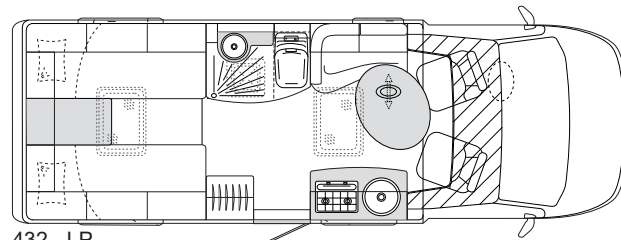
381 - LP



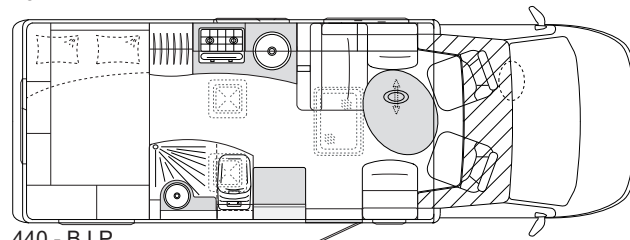
401 - B.LP



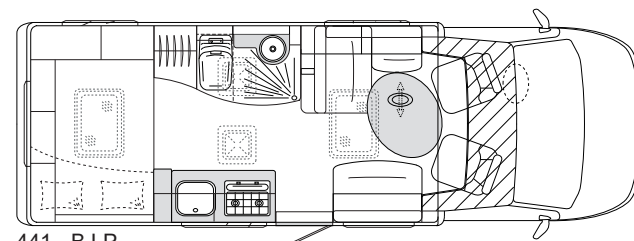
421 - LP



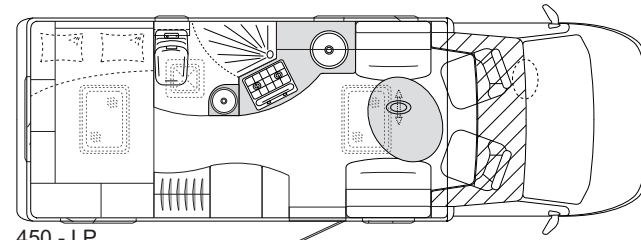
432 - LP



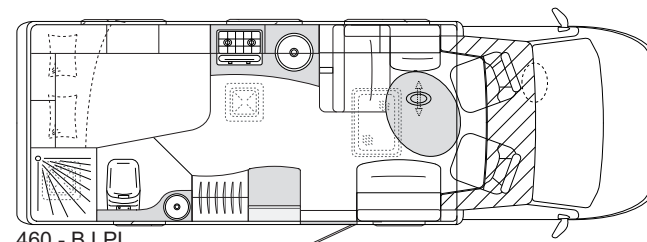
440 - B.LP



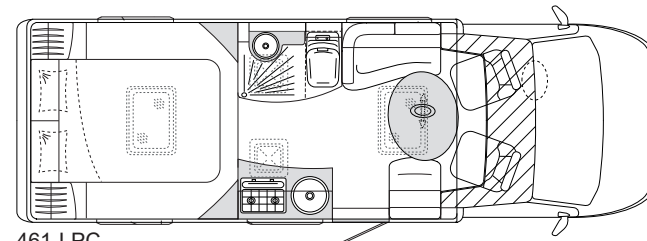
441 - B.LP



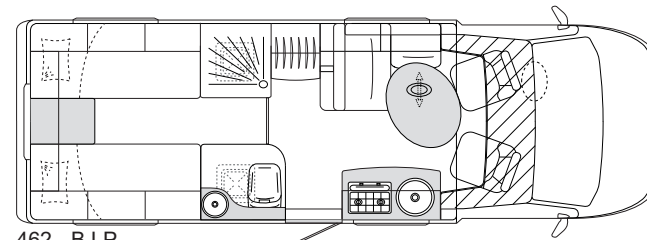
450 - LP



460 - B.LPL



461-LPC



462 - B.LP

Pour calculer la longueur totale de votre véhicule,  
vous devez ajouter à la longueur de la cellule :  
2.80 m pour le MAN TGE  
2.70 m pour le Mercedes Sprinter

# Brisebras

Créateur d'espaces intérieurs

RN 7 - ZAC les Oddins 42640 SAINT GERMAIN LESPINASSE

Tél 04 77 66 45 15 - Fax 04 77 66 45 19 - [contact@brisebrasagencement.com](mailto:contact@brisebrasagencement.com)

Imaginez votre camping-car