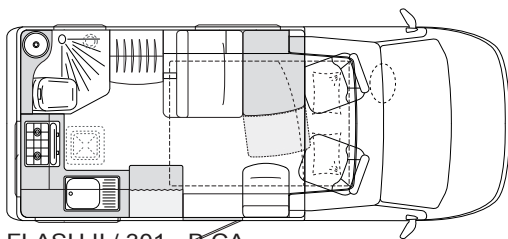
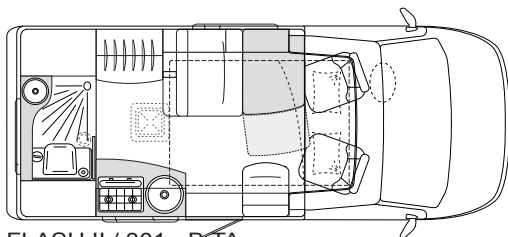


Cellule FLASH II

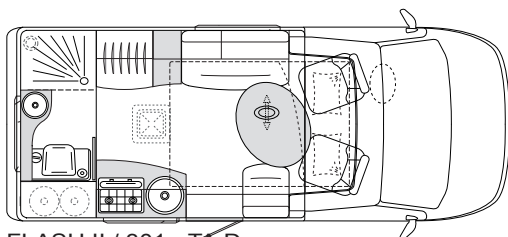
Ces plans sont des suggestions.
Nous sommes à votre écoute pour vous aider
à élaborer le camping-car de vos rêves.



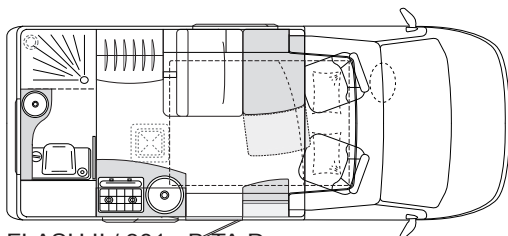
FLASH II / 301 - B.CA



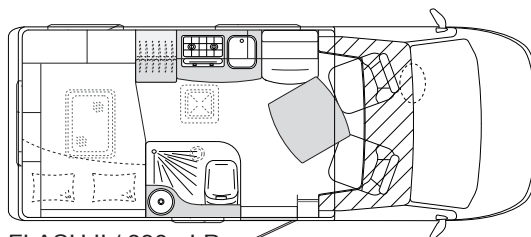
FLASH II / 301 - B.TA



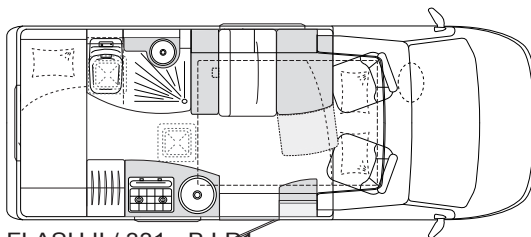
FLASH II / 301 - TA.D



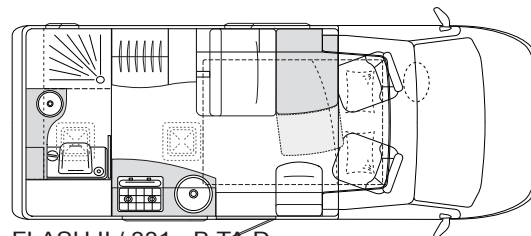
FLASH II / 301 - B.TA.D



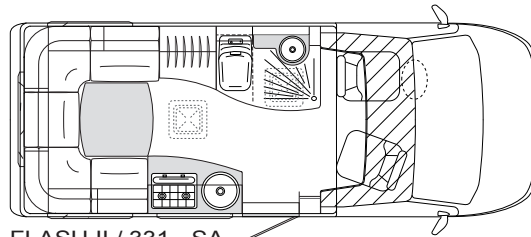
FLASH II / 330 - LP



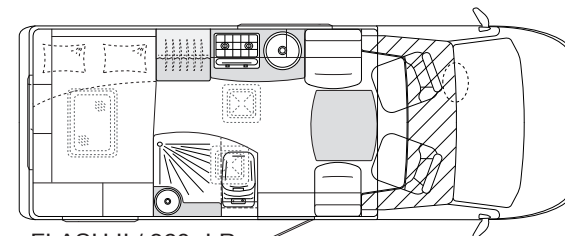
FLASH II / 331 - B.LP1



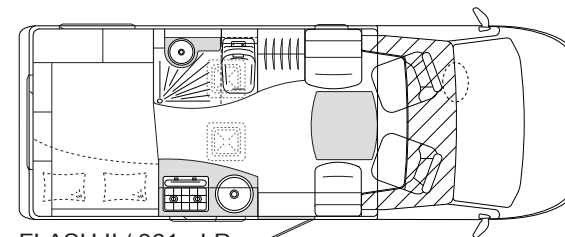
FLASH II / 331 - B.TA.D



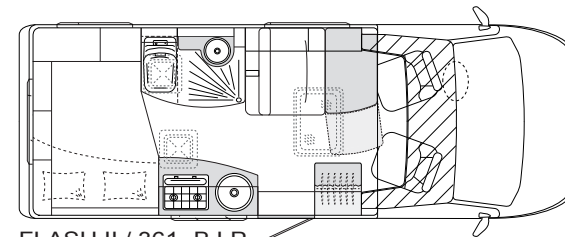
FLASH II / 331 - SA



FLASH II / 360 - LP



FLASH II / 361 - LP



FLASH II / 361 - B.LP

Brisebras

Créateur d'espaces intérieurs

RN 7 - ZAC les Oddins 42640 SAINT GERMAIN LESPINASSE

Tél 04 77 66 45 15 - Fax 04 77 66 45 19 - mail : contact@brisebrasagencement.com

Cellule FLASH II : Porteur FIAT PSA
3 longueurs aménageables de cellule : 3,00 m - 3,30 m - 3,65 m
3 longueurs hors-tout de véhicule : 5,30 m - 5,60 m - 5,95 m
Largeur véhicule : 2,05 m - Hauteur véhicule : 2,85 m